

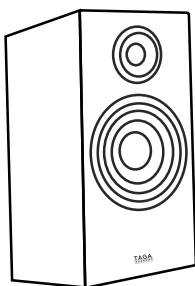


TAGA

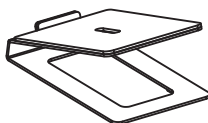
HARMONY

TSS-30D/TSS-20D

SPEAKER STANDS



MAX WEIGHT OF
A SPEAKER: 10 KG



Instruction Manual

Edition 11-2024

Important remarks



An exclamation mark in a triangle is intended to alert the user to the presence of important operating and maintenance (servicing) instructions in the literature accompanying the appliance.

**PLEASE READ THIS INSTRUCTION MANUAL CAREFULLY
BEFORE INSTALLATION AND KEEP IT FOR FUTURE REFERENCE**



PACKAGING WARNING

The packaging may contain elements such as plastic, that **should be kept away from small children**.

The thin foil or small elements can stick to the nose and mouth, or may be swallowed and prevent breathing.

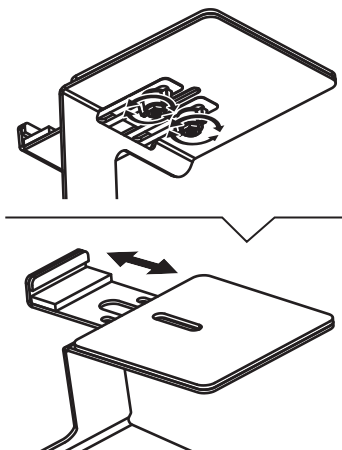
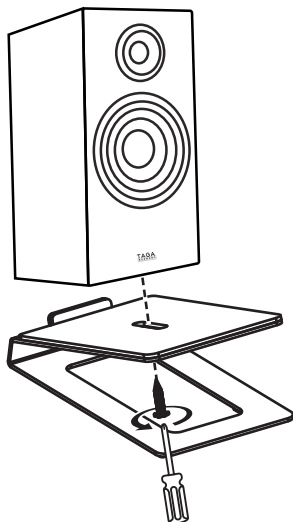
Installation



SAFETY PRECAUTIONS

- Do not exceed the maximum speaker weight (10 kgs for 1 speaker stand).
- Place the speaker stand on a stable and hard surface.
- To avoid the speaker falling off the stand, we recommend attaching it as shown below.

Note! Fasteners and other tools shown are not supplied with this product and must be purchased separately.



TSS-30D - DEPTH ADJUSTMENT

1. Loosen the lower fasteners.
2. Move the depth adjustment.
3. Tighten the lower fasteners.

TAGA EUROPE:
POLPAK POLAND Sp. z o.o.
AL. JEROZOLIMSKIE 331A
05-816 REGUŁY k/WARSZAWY
POLAND